




FIAT GRANDE PUNTO 1.4 TJET BOV.



Tools Required:

- Flat headed screw driver
- Clip removing tool
- Phillips screw driver
- 10mm socket and matching ratchet
- 7mm hose clamp driver
- 6mm allen key
- 3mm allen key


1. Remove the engine cover by undoing the two bolts and removing the hoses connected to the stock valve and intake.





2. The clips on the hoses will need to be removed with a clip removing tool or breaking with a screw driver please see photos below.




3. Remove the clip from the bottom part of the stock valve, undo the three bolts on the breather assembly and rotate to gain excess to the stock valve.




4. Undo the two bolts on the valve now having gained excess, unplug wiring loom and remove the stock valve and short hose still attached.




5. Undo the bolt from the MAP sensor on the metal boost pipe and fit the spacer block with the vacuum pipe pointing to 3 o'clock. Reattach using the 30mm long M6 bolt and small washer supplied.




6. Undo the bolt from the MAP sensor on the inlet manifold and fit the spacer block with the vacuum pipe pointing to 12 o'clock. Reattach using the long screw with a Philips head supplied.





7. Attach the solenoid to the top left bolt where the stock valve used to be fitted.




8. Attach the BOV with the P clip supplied in the kit to the bottom right bolt where the stock valve used to be fitted. Using the hose clip reattach the hose and bolt down the breather assembly.




9. Photo below shows how to connect the vacuum hoses.





Manifold / vacuum



BOV to solenoid



Manifold to solenoid




Boost to solenoid



Wiring loom

10. Attach the short silicon hose and blanking plug to the filter pipe.



11. Remove the clips and hose from the engine cover and fit back to engine. Installation is complete.





You may also be interested in these other Forge products for the Fiat Granda Punto, available from your nearest Forge dealer:



- Induction (extra horse power)
- Sub frame braces (better handling)
- Intercooler (extra horse power and cooling)
- Silicon hoses (longer life and durability)
- Braded brake lines (efficiency and strength)
- Header tank (strength)
- Boost pipe (free flow)



ENGINEERED FOR PERFORMANCE

