




## Skoda Fabia 1.0 TSI 2017 Induction kit fitting instructions



Please thoroughly read through and familiarize yourself with these instructions in their entirety prior to beginning any part of the installation process of any component. Please also ensure the vehicle and engine has cooled down sufficiently to avoid risking possible skin burns or other injury. Please also read the information below before starting any part of the following installation as failure of correct care may void your warranty.

### **TOOLS NEEDED:**

Hose clamp driver  
Hose clamp remover  
T30 Torx drive  
Silicon Spray

1. Remove the breather hose to the OEM airbox.




2. Using a T30 torx drive remove the torx fastener that holds the airbox in position.



3. Locate the hose clamp at the rear of the airbox and remove.



4. Using a flat bladed screw driver pry open the tabs that hold the air scoop in position and remove from situ.



5. Pull the airbox sharply in an upwards motion to remove.



6. Insert the shorter hose joiner into the turbo inlet hose and fix into position with the OEM hose clamp.



7. Place the forge high flow air filter into the intake tray then insert the alloy coupler into the high flow air filter.




8. Fit the cold air tray into position then using a 5mm Allen Key tighten the mounting bracket into position.




9. Fit the silicon hose provided into position, some silicon spray can help on installation .



10. Attach the opposite end of the silicon hose to the filter along with the crankcase breather.



11. Tighten the hose clamps with a 7mm socket drive or flat bladed screwdriver and check that all fixings are secure.



12. Your installation is now complete and your vehicle is now ready for a test drive.

Check out [WWW.FORGEMOTORSPORT.CO.UK](http://WWW.FORGEMOTORSPORT.CO.UK) and  
[WWW.FORGEMOTORSPORT.COM](http://WWW.FORGEMOTORSPORT.COM)

For a full range of performance products for your vehicle.

As always, with any questions or concerns about this product or anything else, please feel free to contact your local or preferred Forge Motorsport Dealer/ Installer, or you may contact us directly.

Forge Motorsport UK – (+44)1 452 380 999 / [info@forgemotorsport.co.uk](mailto:info@forgemotorsport.co.uk)

Forge Motorsport US – (407)-447-5363 / [sales@forgemotorsport.com](mailto:sales@forgemotorsport.com)

# Engineered for performance