



Vauxhall Vectra 1.9 CDTI Intercooler installation



Tools needed

T25 Male Torx drive

Flat head screwdriver / Hose clamp driver

10mm spanner

3/8 Ratchet


3/8 Long extension bar

3/8 female E14 Torx drive

Body panel clip removal tool

5mm Allen key

1/ Using a body panel clip removal tool remove the two clips from the top of the bumper.



2/ Remove the two T25 Torx screws in each of the front wheel arches.



3/ Remove the three plastic body panel clips from the lower section of the bumper that connects it to the underneath of the car.




4/ Remove the three T25 Torx from each of the lower arch liners.



5/ Disconnect the wiring harness for the front bumper you may need to pull the bumper out slightly to access this.

6/ Completely remove the front bumper and place in a safe place.



7/ Remove the six female E14 Torx from the front crash bar and remove the crash bar.



8/ Remove the air-conditioning radiator securing T25 Torx screws.




9/ Remove the Intercooler hoses by undoing the hose clamps and pulling the hoses off of the intercooler.



10/ Using the 10mm spanner and the T25 Torx bit remove the intercooler support bracket screws this can be tricky due to the limited space. There is one on each side of the intercooler.



11/ Slide the air conditioning radiator up off of its brackets and move enough so that you can pull the old intercooler out.



12/ Place the forge intercooler back into its place and use the supplied 5mm Allen head bolts.

13/ fit the intercooler hoses back onto the new intercooler.



14/ Refit the Air conditioning radiator, crash bar and bumper check that all of the hose clamps are tight and test drive the vehicle.

Thank you for buying Forge Motorsport products.

As always, with any questions or concerns about this product, please feel free to contact your local or preferred Forge Motorsport dealer/installer, or you may contact us directly.

Forge Motorsport UK (+ 44) 1 452 380 999 / info@forgemotorsport.co.uk

Forge Motorsport US (407) 447-5363 / sales@forgemotorsport.com

